



PROCESS INDICATOR

PI -21

APPLICATIONS

Monitoring of process parameters
with digital display

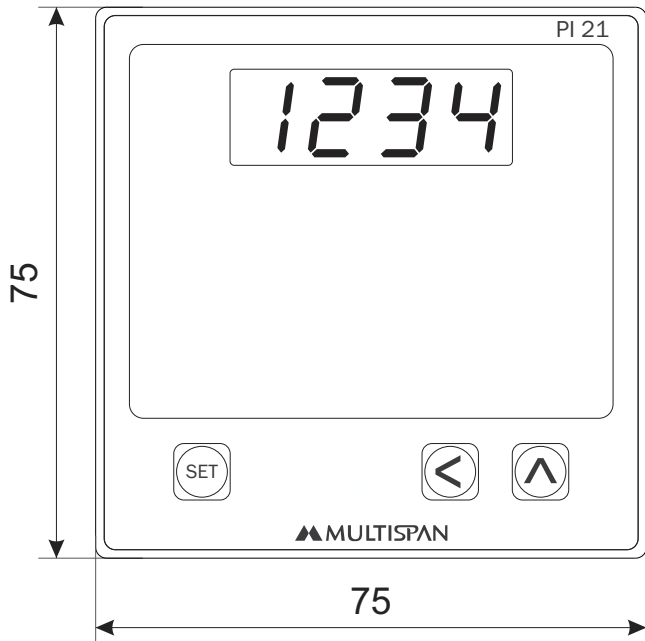
- Pressure
- Flow
- Level
- Temp.

Measurement of PH, O₂ (oxygen),
CO (Carbon Monoxide), PH, etc.
Use of analytic transmitter.

Measurement of RPM from VFD
use of analog signal.

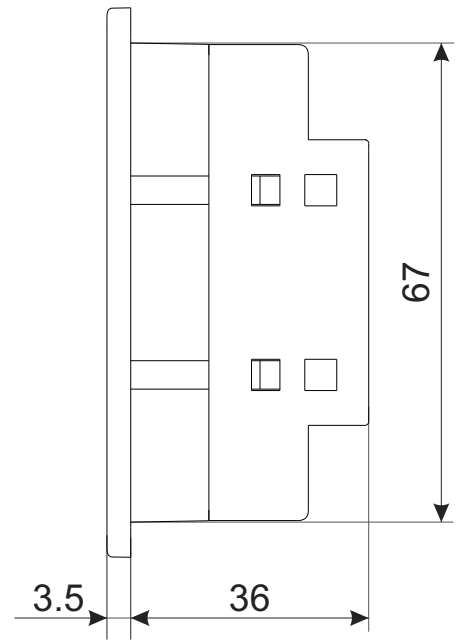
Mechanical Dimensions

Body Dimensions



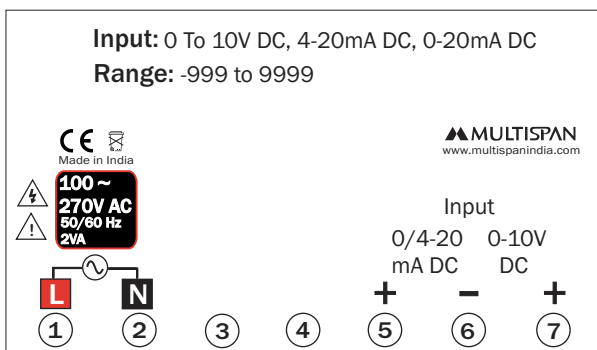
FRONT VIEW

All dimensions are in mm

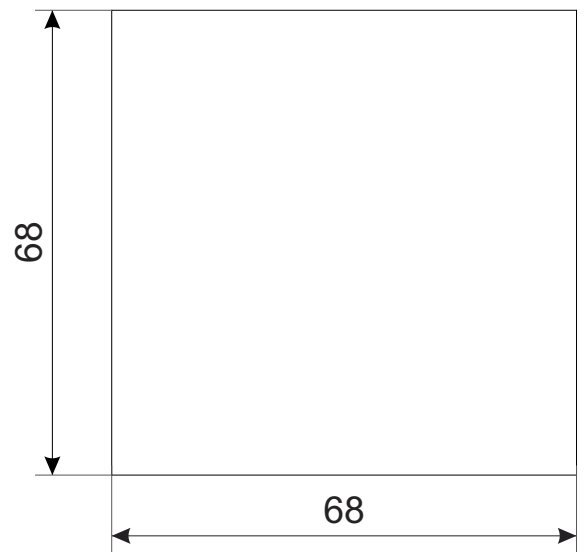


RIGHT SIDE VIEW

Connection Diagram



Panel Cutout



TECHNICAL DATA

Input	0 To 10V DC/ 0 To 20mA/ 4 To 20mA DC (Configurable)
Range	-999 to 9999
Accuracy	±1% of FSD
Supply	100-270V AC, 50/60 Hz

Input	
Voltage	0 to 10V DC
Current	4 to 20mA DC / 0 to 20mA DC
I/P Filter Time	0.1 sec to 10 sec
Resolution	Decimal Point Selectable : 0.1, 0.01, 0.001, 0001
Range	-999 to 9999 (Fo all I/P)

Auxiliary Power Supply	
Power Supply	100 to 270V AC, 50/60Hz
Burden	2VA

Display LED & Keys	
Display	4 Digit 7 seg 0.56" Red LED Display
Key	SET, SHIFT, INC

Environmental Characteristics	
Working Temperature	0 to 55 °C
Storage Temperature	0 to 55 °C
Relative Humidity	95% RH Non-condensing
Warm up Time	5 Minutes

Mechanical Characteristics	
Mounting Type	Panel Mount
Dimension (HxWxD) mm	75 x 75 x 36
Panel Cutout (HxW) mm	68 x 68
Material	Front Enclosure Polycarbonate (PC) ABS
Terminal Screw Size	M3.5
Screw Torque (N.m)	0.5
Wire Gauge (AWG)	26-14
Weight (Approx) gms	Unpacked : 85 Packed : 115
Accessories	1 Pair of Mounting Clamps